

School Year: **2022-23**

School Plan for Student Achievement (SPSA) Template

Instructions and requirements for completing the SPSA template may be found in the SPSA Template Instructions.

School Name	County-District-School (CDS) Code	Schoolsite Council (SSC) Approval Date	Local Board Approval Date
Willows Community High School	11-62661-1130038		

Purpose and Description

Briefly describe the purpose of this plan (Select from Schoolwide Program, Comprehensive Support and Improvement, Targeted Support and Improvement, or Additional Targeted Support and Improvement)

Schoolwide Program

Briefly describe the school's plan for effectively meeting the ESSA requirements in alignment with the Local Control and Accountability Plan and other federal, state, and local programs.

The School Plan for Student Achievement (SPSA) is a plan of actions to raise the academic performance of all students. California Education Code sections 41507, 41572, and 64001 and the federal Elementary and Secondary Education Act (ESEA) require each school to consolidate all school plans for programs funded through the ConApp and ESEA Program Improvement into the SPSA.

Table of Contents

SPSA Title Page	1
Purpose and Description.....	1
Table of Contents.....	2
Comprehensive Needs Assessment Components	4
Data Analysis	4
Surveys	4
Classroom Observations.....	4
Analysis of Current Instructional Program.....	4
Stakeholder Involvement	7
Resource Inequities	7
School and Student Performance Data	8
Student Enrollment.....	8
CAASPP Results.....	10
ELPAC Results	14
Student Population.....	16
Overall Performance	18
Academic Performance.....	19
Academic Engagement.....	30
Conditions & Climate.....	32
Goals, Strategies, & Proposed Expenditures.....	34
Goal 1.....	34
Goal 2.....	38
Goal 3.....	41
Goal 4.....	44
Goal 5.....	45
Budget Summary	46
Budget Summary	46
Other Federal, State, and Local Funds	46
Budgeted Funds and Expenditures in this Plan.....	47
Funds Budgeted to the School by Funding Source.....	47
Expenditures by Funding Source	47
Expenditures by Budget Reference	47
Expenditures by Budget Reference and Funding Source	47
Expenditures by Goal.....	47
School Site Council Membership	48
Recommendations and Assurances	49

Instructions.....50

 Instructions: Linked Table of Contents.....50

 Purpose and Description.....51

 Stakeholder Involvement.....51

 Resource Inequities51

Goals, Strategies, Expenditures, & Annual Review52

 Annual Review53

 Budget Summary54

 Appendix A: Plan Requirements56

 Appendix B:.....59

 Appendix C: Select State and Federal Programs61

Comprehensive Needs Assessment Components

Data Analysis

Please refer to the School and Student Performance Data section where an analysis is provided.

Surveys

This section provides a description of surveys (i.e., Student, Parent, Teacher) used during the school-year, and a summary of results from the survey(s).

Classroom Observations

This section provides a description of types and frequency of classroom observations conducted during the school-year and a summary of findings.

Classrooms observations include informal walk through observations and feed back to the instructor. Formal observations are conducted according to guidelines outlined in the collective bargaining agreement with the Willows Unified Teachers Association. Classroom instruction meets standards.

Analysis of Current Instructional Program

The following statements are derived from the Elementary and Secondary Education Act (ESEA) of 1965 and Essential Program Components (EPCs). In conjunction with the needs assessments, these categories may be used to discuss and develop critical findings that characterize current instructional practice for numerically significant subgroups as well as individual students who are:

- Not meeting performance goals
- Meeting performance goals
- Exceeding performance goals

Discussion of each of these statements should result in succinct and focused findings based on verifiable facts. Avoid vague or general descriptions. Each successive school plan should examine the status of these findings and note progress made. Special consideration should be given to any practices, policies, or procedures found to be noncompliant through ongoing monitoring of categorical programs.

Standards, Assessment, and Accountability

Use of state and local assessments to modify instruction and improve student achievement (ESEA)

Teachers and administrators analyze data to modify their curriculum to address student needs.

Use of data to monitor student progress on curriculum-embedded assessments and modify instruction (EPC)

Online curriculum (Edgenuity) provides real time achievement data and feedback to both the students and the teacher.

Staffing and Professional Development

Status of meeting requirements for highly qualified staff (ESEA)

Teacher(s) are provided ongoing professional development to meet ESEA standards.

Sufficiency of credentialed teachers and teacher professional development (e.g., access to instructional materials training on SBE-adopted instructional materials) (EPC)

All teachers have CA teaching credentials appropriate for their subject matter and receive targeted professional development.

Alignment of staff development to content standards, assessed student performance, and professional needs (ESEA)

All staff development activities are directed toward standards, student performance, and teaching standards.

Ongoing instructional assistance and support for teachers (e.g., use of content experts and instructional coaches) (EPC)

County, district and site instructional assistance available to all staff members.

Teacher collaboration by grade level (kindergarten through grade eight [K–8]) and department (grades nine through twelve) (EPC)

Willows Community High School teachers are self contained in an alternative educational setting.

Teaching and Learning

Alignment of curriculum, instruction, and materials to content and performance standards (ESEA)

The online curriculum and instructional materials are aligned with California State Standards. All courses are "a-g" approved through UC/CSU Pathways.

Adherence to recommended instructional minutes for reading/language arts and mathematics (K–8) (EPC)

Lesson pacing schedule (K–8) and master schedule flexibility for sufficient numbers of intervention courses (EPC)

Availability of standards-based instructional materials appropriate to all student groups (ESEA)

Standards-based instructional materials are available to all students..

Use of SBE-adopted and standards-aligned instructional materials, including intervention materials, and for high school students, access to standards-aligned core courses (EPC)

The online curriculum and instructional materials are aligned with California State Standards.

Opportunity and Equal Educational Access

Services provided by the regular program that enable underperforming students to meet standards (ESEA)

All staff development activities are directed toward standards, student performance, and teaching standards.

Evidence-based educational practices to raise student achievement

All students are on an individualized learning plan and receive the necessary support to meet state requirements.

Parental Engagement

Resources available from family, school, district, and community to assist under-achieving students (ESEA)

District engagement team actively support students and their families to improve student achievement.

Involvement of parents, community representatives, classroom teachers, other school personnel, and students in secondary schools, in the planning, implementation, and evaluation of ConApp programs (5 California Code of Regulations 3932)

The students that have an IEP are closely monitored by staff and receive additional assistance from Willows High School and Glenn County SELPA personnel..

Funding

Services provided by categorical funds that enable underperforming students to meet standards (ESEA)

The after school tutorial programs enable students to receive additional assistance.

Fiscal support (EPC)

Stakeholder Involvement

How, when, and with whom did the school consult as part of the planning process for this SPSA/Annual Review and Update?

Involvement Process for the SPSA and Annual Review and Update

Willows Community High School administration, faculty and staff host parent evenings in the fall and spring semesters to solicit stakeholder feedback for improvement. The district also collects data from stakeholder surveys each year.

Resource Inequities

Briefly identify and describe any resource inequities identified as a result of the required needs assessment, as applicable.

School and Student Performance Data

Student Enrollment Enrollment By Student Group

Student Enrollment Enrollment By Grade Level

Student Enrollment by Grade Level			
Grade	Number of Students		
	18-19	19-20	20-21
Grade 10	2	12	2
Grade 11	5	5	14
Grade 12	8	17	8
Total Enrollment	15	34	24

Conclusions based on this data:

1. The percentage of Hispanic students has increased 13.37% since 2018-19.

School and Student Performance Data

Student Enrollment English Learner (EL) Enrollment

English Learner (EL) Enrollment						
Student Group	Number of Students			Percent of Students		
	18-19	19-20	20-21	18-19	19-20	20-21
English Learners	2	3	1	13.3%	8.8%	4.2%
Fluent English Proficient (FEP)	3	13	9	20.0%	38.2%	37.5%
Reclassified Fluent English Proficient (RFEP)	0	0	0	0.0%	0.0%	0.0%

Conclusions based on this data:

1. There was a 18.2 % increase in FEP students in 2019-20 with a minimal decrease in 2020-21.

School and Student Performance Data

CAASPP Results English Language Arts/Literacy (All Students)

Overall Participation for All Students												
Grade Level	# of Students Enrolled			# of Students Tested			# of Students with			% of Enrolled Students		
	17-18	18-19	20-21	17-18	18-19	20-21	17-18	18-19	20-21	17-18	18-19	20-21
Grade 11	*	13	13	*	10	8	*	10	8		76.9	61.5
All Grades	*	13	13	*	10	8	*	10	8		76.9	61.5

The “% of Enrolled Students Tested” showing in this table is not the same as “Participation Rate” for federal accountability purposes.

2019-20 Data:

Executive Order N-30-20 was issued which waived the assessment, accountability, and reporting requirements for the 2019-2020 school year, thus no data is available to report for this year.

Overall Achievement for All Students															
Grade Level	Mean Scale Score			% Standard			% Standard Met			% Standard Nearly			% Standard Not		
	17-18	18-19	20-21	17-18	18-19	20-21	17-18	18-19	20-21	17-18	18-19	20-21	17-18	18-19	20-21
Grade 11	*	*	*	*	*	*	*	*	*	*	*	*	*	*	*
All Grades	N/A	N/A	N/A	*	*	*	*	*	*	*	*	*	*	*	*

2019-20 Data:

Executive Order N-30-20 was issued which waived the assessment, accountability, and reporting requirements for the 2019-2020 school year, thus no data is available to report for this year.

Reading Demonstrating understanding of literary and non-fictional texts									
Grade Level	% Above Standard			% At or Near Standard			% Below Standard		
	17-18	18-19	20-21	17-18	18-19	20-21	17-18	18-19	20-21
Grade 11	*	*	*	*	*	*	*	*	*
All Grades	*	*	*	*	*	*	*	*	*

2019-20 Data:

Executive Order N-30-20 was issued which waived the assessment, accountability, and reporting requirements for the 2019-2020 school year, thus no data is available to report for this year.

Writing Producing clear and purposeful writing									
Grade Level	% Above Standard			% At or Near Standard			% Below Standard		
	17-18	18-19	20-21	17-18	18-19	20-21	17-18	18-19	20-21
Grade 11	*	*	*	*	*	*	*	*	*
All Grades	*	*	*	*	*	*	*	*	*

2019-20 Data:

Executive Order N-30-20 was issued which waived the assessment, accountability, and reporting requirements for the 2019-2020 school year, thus no data is available to report for this year.

Listening Demonstrating effective communication skills									
Grade Level	% Above Standard			% At or Near Standard			% Below Standard		
	17-18	18-19	20-21	17-18	18-19	20-21	17-18	18-19	20-21
Grade 11	*	*	*	*	*	*	*	*	*
All Grades	*	*	*	*	*	*	*	*	*

2019-20 Data:

Executive Order N-30-20 was issued which waived the assessment, accountability, and reporting requirements for the 2019-2020 school year, thus no data is available to report for this year.

Research/Inquiry Investigating, analyzing, and presenting information									
Grade Level	% Above Standard			% At or Near Standard			% Below Standard		
	17-18	18-19	20-21	17-18	18-19	20-21	17-18	18-19	20-21
Grade 11	*	*	*	*	*	*	*	*	*
All Grades	*	*	*	*	*	*	*	*	*

2019-20 Data:

Executive Order N-30-20 was issued which waived the assessment, accountability, and reporting requirements for the 2019-2020 school year, thus no data is available to report for this year.

Conclusions based on this data:

- Executive Order N-30-20 was issued which waived the assessment, accountability, and reporting requirements for the 2019-2020 school year, thus no data is available to report for this year.

School and Student Performance Data

CAASPP Results Mathematics (All Students)

Overall Participation for All Students												
Grade Level	# of Students Enrolled			# of Students Tested			# of Students with			% of Enrolled Students		
	17-18	18-19	20-21	17-18	18-19	20-21	17-18	18-19	20-21	17-18	18-19	20-21
Grade 11	*	14	13	*	11	7	*	11	7		78.6	53.8
All Grades	*	14	13	*	11	7	*	11	7		78.6	53.8

* The “% of Enrolled Students Tested” showing in this table is not the same as “Participation Rate” for federal accountability purposes.

2019-20 Data:

Executive Order N-30-20 was issued which waived the assessment, accountability, and reporting requirements for the 2019-2020 school year, thus no data is available to report for this year.

Overall Achievement for All Students															
Grade Level	Mean Scale Score			% Standard			% Standard Met			% Standard Nearly			% Standard Not		
	17-18	18-19	20-21	17-18	18-19	20-21	17-18	18-19	20-21	17-18	18-19	20-21	17-18	18-19	20-21
Grade 11	*	2408.	*	*	0.00	*	*	0.00	*	*	0.00	*	*	100.0	*
All Grades	N/A	N/A	N/A	*	0.00	*	*	0.00	*	*	0.00	*	*	100.0	*

2019-20 Data:

Executive Order N-30-20 was issued which waived the assessment, accountability, and reporting requirements for the 2019-2020 school year, thus no data is available to report for this year.

Concepts & Procedures Applying mathematical concepts and procedures									
Grade Level	% Above Standard			% At or Near Standard			% Below Standard		
	17-18	18-19	20-21	17-18	18-19	20-21	17-18	18-19	20-21
Grade 11	*	0.00	*	*	0.00	*	*	100.0	*
All Grades	*	0.00	*	*	0.00	*	*	100.0	*

2019-20 Data:

Executive Order N-30-20 was issued which waived the assessment, accountability, and reporting requirements for the 2019-2020 school year, thus no data is available to report for this year.

Problem Solving & Modeling/Data Analysis Using appropriate tools and strategies to solve real world and mathematical problems									
Grade Level	% Above Standard			% At or Near Standard			% Below Standard		
	17-18	18-19	20-21	17-18	18-19	20-21	17-18	18-19	20-21
Grade 11	*	0.00	*	*	0.00	*	*	100.0	*
All Grades	*	0.00	*	*	0.00	*	*	100.0	*

2019-20 Data:

Executive Order N-30-20 was issued which waived the assessment, accountability, and reporting requirements for the 2019-2020 school year, thus no data is available to report for this year.

Communicating Reasoning Demonstrating ability to support mathematical conclusions									
Grade Level	% Above Standard			% At or Near Standard			% Below Standard		
	17-18	18-19	20-21	17-18	18-19	20-21	17-18	18-19	20-21
Grade 11	*	0.00	*	*	27.27	*	*	72.73	*
All Grades	*	0.00	*	*	27.27	*	*	72.73	*

2019-20 Data:

Executive Order N-30-20 was issued which waived the assessment, accountability, and reporting requirements for the 2019-2020 school year, thus no data is available to report for this year.

Conclusions based on this data:

1. Executive Order N-30-20 was issued which waived the assessment, accountability, and reporting requirements for the 2019-2020 school year, thus no data is available to report for this year.

School and Student Performance Data

ELPAC Results

ELPAC Summative Assessment Data Number of Students and Mean Scale Scores for All Students												
Grade Level	Overall			Oral Language			Written Language			Number of Students Tested		
	17-18	18-19	20-21	17-18	18-19	20-21	17-18	18-19	20-21	17-18	18-19	20-21
All Grades										*		0

2019-20 Data:

Executive Order N-30-20 was issued which waived the assessment, accountability, and reporting requirements for the 2019-2020 school year, thus no data is available to report for this year.

Overall Language Percentage of Students at Each Performance Level for All Students															
Grade Level	Level 4			Level 3			Level 2			Level 1			Total Number of Students		
	17-18	18-19	20-21	17-18	18-19	20-21	17-18	18-19	20-21	17-18	18-19	20-21	17-18	18-19	20-21
All Grades				*									*		

2019-20 Data:

Executive Order N-30-20 was issued which waived the assessment, accountability, and reporting requirements for the 2019-2020 school year, thus no data is available to report for this year.

Oral Language Percentage of Students at Each Performance Level for All Students															
Grade Level	Level 4			Level 3			Level 2			Level 1			Total Number of Students		
	17-18	18-19	20-21	17-18	18-19	20-21	17-18	18-19	20-21	17-18	18-19	20-21	17-18	18-19	20-21
All Grades	*												*		

2019-20 Data:

Executive Order N-30-20 was issued which waived the assessment, accountability, and reporting requirements for the 2019-2020 school year, thus no data is available to report for this year.

Written Language Percentage of Students at Each Performance Level for All Students															
Grade Level	Level 4			Level 3			Level 2			Level 1			Total Number of Students		
	17-18	18-19	20-21	17-18	18-19	20-21	17-18	18-19	20-21	17-18	18-19	20-21	17-18	18-19	20-21
All Grades				*									*		

2019-20 Data:

Executive Order N-30-20 was issued which waived the assessment, accountability, and reporting requirements for the 2019-2020 school year, thus no data is available to report for this year.

Listening Domain Percentage of Students by Domain Performance Level for All Students												
Grade Level	Well Developed			Somewhat/Moderately			Beginning			Total Number of Students		
	17-18	18-19	20-21	17-18	18-19	20-21	17-18	18-19	20-21	17-18	18-19	20-21
All Grades				*						*		

2019-20 Data:

Executive Order N-30-20 was issued which waived the assessment, accountability, and reporting requirements for the 2019-2020 school year, thus no data is available to report for this year.

Speaking Domain Percentage of Students by Domain Performance Level for All Students												
Grade Level	Well Developed			Somewhat/Moderately			Beginning			Total Number of Students		
	17-18	18-19	20-21	17-18	18-19	20-21	17-18	18-19	20-21	17-18	18-19	20-21
All Grades	*									*		

2019-20 Data:

Executive Order N-30-20 was issued which waived the assessment, accountability, and reporting requirements for the 2019-2020 school year, thus no data is available to report for this year.

Reading Domain Percentage of Students by Domain Performance Level for All Students												
Grade Level	Well Developed			Somewhat/Moderately			Beginning			Total Number of Students		
	17-18	18-19	20-21	17-18	18-19	20-21	17-18	18-19	20-21	17-18	18-19	20-21
All Grades				*						*		

2019-20 Data:

Executive Order N-30-20 was issued which waived the assessment, accountability, and reporting requirements for the 2019-2020 school year, thus no data is available to report for this year.

Writing Domain Percentage of Students by Domain Performance Level for All Students												
Grade Level	Well Developed			Somewhat/Moderately			Beginning			Total Number of Students		
	17-18	18-19	20-21	17-18	18-19	20-21	17-18	18-19	20-21	17-18	18-19	20-21
All Grades	*									*		

2019-20 Data:

Executive Order N-30-20 was issued which waived the assessment, accountability, and reporting requirements for the 2019-2020 school year, thus no data is available to report for this year.

Conclusions based on this data:

- Executive Order N-30-20 was issued which waived the assessment, accountability, and reporting requirements for the 2019-2020 school year, thus no data is available to report for this year.

School and Student Performance Data

Student Population

Although both Senate Bill 98 and Assembly Bill 130 suspended the publication of state indicators on the 2020 and 2021 California School Dashboards, these bills also required the reporting of valid and reliable data that would have been included in these Dashboards.

To meet this requirement, CDE has made available the Enrollment, Graduation Rate Additional Report and the College/Career Measures Report data available. All other reports are not available for 2020 and 2021.

This section provides information about the school's student population.

2020-21 Student Population			
Total Enrollment	Socioeconomically Disadvantaged	English Learners	Foster Youth
24	95.8	4.2	4.2
This is the total number of students enrolled.	This is the percent of students who are eligible for free or reduced priced meals; or have parents/guardians who did not receive a high school diploma.	This is the percent of students who are learning to communicate effectively in English, typically requiring instruction in both the English Language and in their academic courses.	This is the percent of students whose well-being is the responsibility of a court.

2019-20 Enrollment for All Students/Student Group		
Student Group	Total	Percentage
English Learners	1	4.2
Foster Youth	1	4.2
Homeless	4	16.7
Socioeconomically Disadvantaged	23	95.8
Students with Disabilities	5	20.8

Enrollment by Race/Ethnicity		
Student Group	Total	Percentage
African American		
American Indian or Alaska Native	1	4.2
Asian		
Filipino		
Hispanic	16	66.7
Two or More Races	1	4.2
Native Hawaiian or Pacific Islander		
White	6	25.0

Conclusions based on this data:

- 95.8% of all students enrolled at Willows Community High School in 2019-20 are in the socioeconomically disadvantaged group.

2. 66.7% of the students are Hispanic.






School and Student Performance Data

Overall Performance

Although both Senate Bill 98 and Assembly Bill 130 suspended the publication of state indicators on the 2020 and 2021 California School Dashboards, these bills also required the reporting of valid and reliable data that would have been included in these Dashboards.

To meet this requirement, CDE has made available the Enrollment, Graduation Rate Additional Report and the College/Career Measures Report data available. All other reports are not available for 2020 and 2021, thus the most recent data (2019 Fall) is provided here.

2019 Fall Dashboard Overall Performance for All Students

Academic Performance	Academic Engagement	Conditions & Climate
English Language Arts  No Performance Color	Graduation Rate  No Performance Color	Suspension Rate  No Performance Color
Mathematics  No Performance Color		
College/Career  No Performance Color		

Conclusions based on this data:

1. No data available due to insufficient enrollment.

School and Student Performance Data

Academic Performance English Language Arts

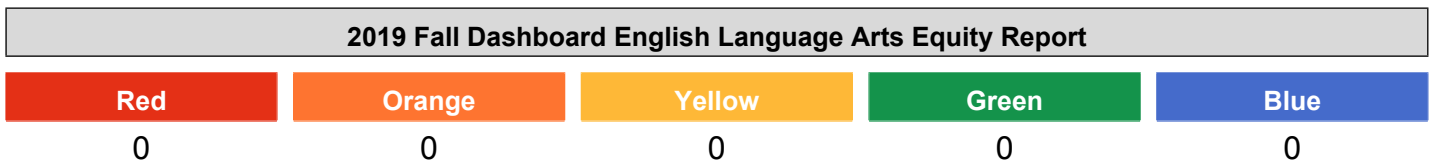
Although both Senate Bill 98 and Assembly Bill 130 suspended the publication of state indicators on the 2020 and 2021 California School Dashboards, these bills also required the reporting of valid and reliable data that would have been included in these Dashboards.

To meet this requirement, CDE has made available the Enrollment, Graduation Rate Additional Report and the College/Career Measures Report data available. All other reports are not available for 2020 and 2021, thus the most recent data (2019 Fall) is provided here.







The performance levels are color-coded and range from lowest-to-highest performance in the following order:











This section provides number of student groups in each color.



This section provides a view of Student Assessment Results and other aspects of this school's performance, specifically how well students are meeting grade-level standards on the English Language Arts assessment. This measure is based on student performance on the Smarter Balanced Summative Assessment, which is taken annually by students in grades 3–8 and grade 11.

2019 Fall Dashboard English Language Arts Performance for All Students/Student Group		
<p>All Students</p>  <p>No Performance Color Less than 11 Students - Data Not Displayed for Privacy 4</p>	<p>English Learners</p>  <p>No Performance Color 0 Students</p>	<p>Foster Youth</p>  <p>No Performance Color 0 Students</p>
<p>Homeless</p>  <p>No Performance Color 0 Students</p>	<p>Socioeconomically Disadvantaged</p>  <p>No Performance Color Less than 11 Students - Data Not Displayed for Privacy 2</p>	<p>Students with Disabilities</p>  <p>No Performance Color 0 Students</p>

2019 Fall Dashboard English Language Arts Performance by Race/Ethnicity

African American	American Indian	Asian	Filipino
 No Performance Color 0 Students	 No Performance Color Less than 11 Students - Data Not Displayed for Privacy 1	 No Performance Color 0 Students	 No Performance Color 0 Students
Hispanic	Two or More Races	Pacific Islander	White
 No Performance Color Less than 11 Students - Data Not Displayed for Privacy 2	 No Performance Color 0 Students	 No Performance Color 0 Students	 No Performance Color Less than 11 Students - Data Not Displayed for Privacy 1

This section provides a view of Student Assessment Results and other aspects of this school's performance, specifically how well students are meeting grade-level standards on the English Language Arts assessment. This measure is based on student performance on the Smarter Balanced Summative Assessment, which is taken annually by students in grades 3–8 and grade 11.

2019 Fall Dashboard English Language Arts Data Comparisons for English Learners

Current English Learner	Reclassified English Learners	English Only
0 Students	0 Students	Less than 11 Students - Data Not Displayed for Privacy 2

Conclusions based on this data:

- No data available due to insufficient enrollment.

School and Student Performance Data

Academic Performance Mathematics

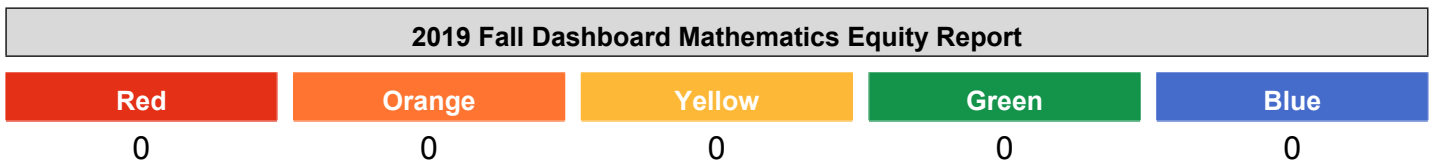
Although both Senate Bill 98 and Assembly Bill 130 suspended the publication of state indicators on the 2020 and 2021 California School Dashboards, these bills also required the reporting of valid and reliable data that would have been included in these Dashboards.

To meet this requirement, CDE has made available the Enrollment, Graduation Rate Additional Report and the College/Career Measures Report data available. All other reports are not available for 2020 and 2021, thus the most recent data (2019 Fall) is provided here.



The performance levels are color-coded and range from lowest-to-highest performance in the following order:






This section provides number of student groups in each color.



This section provides a view of Student Assessment Results and other aspects of this school's performance, specifically how well students are meeting grade-level standards on the Mathematics assessment. This measure is based on student performance on the Smarter Balanced Summative Assessment, which is taken annually by students in grades 3–8 and grade 11.

2019 Fall Dashboard Mathematics Performance for All Students/Student Group		
<p>All Students</p>  <p>No Performance Color Less than 11 Students - Data Not Displayed for Privacy 5</p>	<p>English Learners</p>	<p>Foster Youth</p>
<p>Homeless</p>	<p>Socioeconomically Disadvantaged</p>  <p>No Performance Color Less than 11 Students - Data Not Displayed for Privacy 2</p>	<p>Students with Disabilities</p>

2019 Fall Dashboard Mathematics Performance by Race/Ethnicity

African American	American Indian	Asian	Filipino
	 No Performance Color Less than 11 Students - Data Not Displayed for Privacy 1		
Hispanic	Two or More Races	Pacific Islander	White
 No Performance Color Less than 11 Students - Data Not Displayed for Privacy 2			 No Performance Color Less than 11 Students - Data Not Displayed for Privacy 2

This section provides a view of Student Assessment Results and other aspects of this school’s performance, specifically how well students are meeting grade-level standards on the Mathematics assessment. This measure is based on student performance on the Smarter Balanced Summative Assessment, which is taken annually by students in grades 3–8 and grade 11.

2019 Fall Dashboard Mathematics Data Comparisons for English Learners

Current English Learner	Reclassified English Learners	English Only
		Less than 11 Students - Data Not Displayed for Privacy 3

Conclusions based on this data:

1. No data available due to insufficient enrollment.

School and Student Performance Data

Academic Performance English Learner Progress

Although both Senate Bill 98 and Assembly Bill 130 suspended the publication of state indicators on the 2020 and 2021 California School Dashboards, these bills also required the reporting of valid and reliable data that would have been included in these Dashboards.

To meet this requirement, CDE has made available the Enrollment, Graduation Rate Additional Report and the College/Career Measures Report data available. All other reports are not available for 2020 and 2021, thus the most recent data (2019 Fall) is provided here.

This section provides a view of the percentage of current EL students making progress towards English language proficiency or maintaining the highest level.

2019 Fall Dashboard English Learner Progress Indicator

English Learner Progress
making progress towards English language proficiency
Number of EL Students:
Performance Level:

This section provides a view of the percentage of current EL students who progressed at least one ELPI level, maintained ELPI level 4, maintained lower ELPI levels (i.e, levels 1, 2L, 2H, 3L, or 3H), or decreased at least one ELPI Level.

2019 Fall Dashboard Student English Language Acquisition Results

Decreased One ELPI Level	Maintained ELPI Level 1, 2L, 2H, 3L, or 3H	Maintained ELPI Level 4	Progressed At Least One ELPI Level
--------------------------	--	-------------------------	------------------------------------

Conclusions based on this data:

1. No data available due to insufficient enrollment.

School and Student Performance Data

Academic Performance College/Career Measures Only Report

Although both Senate Bill 98 and Assembly Bill 130 suspended the publication of state indicators on the 2020 and 2021 California School Dashboards, these bills also required the reporting of valid and reliable data that would have been included in these Dashboards.

To meet this requirement, CDE has made available the Enrollment, Graduation Rate Additional Report and the College/Career Measures Report data available. All other reports are not available for 2020 and 2021.

Number and Percentage of Students in the Combined Graduation Rate and/or Dashboard Alternative School Status (DASS) Graduation Rate by Student Group		
Student Group	Cohort Totals	Cohort Percent
All Students	9	100
African American		
American Indian or Alaska Native		
Asian		
Filipino		
Hispanic	6	66.7
Native Hawaiian or Pacific Islander		
White	2	22.2
Two or More Races	1	11.1
English Learners	2	22.2
Socioeconomically Disadvantaged	9	100
Students with Disabilities	2	22.2
Foster Youth		
Homeless	1	11.1

Advanced Placement Exams – Number and Percentage of Four-Year Graduation Rate Cohort Students

Student Group	Cohort Totals	Cohort Percent
All Students		
African American		
American Indian or Alaska Native		
Asian		
Filipino		
Hispanic		
Native Hawaiian or Pacific Islander		
White		
Two or More Races		
English Learners		
Socioeconomically Disadvantaged		
Students with Disabilities		
Foster Youth		
Homeless		

* This table shows students in the four-year graduation rate cohort by student group who scored 3 or higher on at least two Advanced Placement exams.

International Baccalaureate Exams – Number and Percentage of Four-Year Graduation Rate Cohort

Student Group	Cohort Totals	Cohort Percent
All Students		
African American		
American Indian or Alaska Native		
Asian		
Filipino		
Hispanic		
Native Hawaiian or Pacific Islander		
White		
Two or More Races		
English Learners		
Socioeconomically Disadvantaged		
Students with Disabilities		
Foster Youth		
Homeless		

* This table shows students in the four-year graduation rate cohort by student group who scored 4 or higher on at least two International Baccalaureate Exams.

Completed at Least One Career Technical Education (CTE) Pathway – Number and Percentage of All Students		
Student Group	Cohort Totals	Cohort Percent
All Students		
African American		
American Indian or Alaska Native		
Asian		
Filipino		
Hispanic		
Native Hawaiian or Pacific Islander		
White		
Two or More Races		
English Learners		
Socioeconomically Disadvantaged		
Students with Disabilities		
Foster Youth		
Homeless		

* This table shows students in the combined graduation rate and/or DASS graduation rate by student group who completed at least one CTE Pathway with a grade of C- or better (or Pass) in the capstone course.

Completed a-g Requirements – Number and Percentage of All Students		
Student Group	Cohort Totals	Cohort Percent
All Students		
African American		
American Indian or Alaska Native		
Asian		
Filipino		
Hispanic		
Native Hawaiian or Pacific Islander		
White		
Two or More Races		
English Learners		
Socioeconomically Disadvantaged		
Students with Disabilities		
Foster Youth		
Homeless		

* This table shows students in the combined graduation rate and/or DASS graduation rate by student group who met the University of California (UC) or California State University (CSU) a-g criteria with a grade of C or better (or Pass).

Completed a-g Requirements AND at Least One CTE Pathway – Number and Percentage of All Students		
Student Group	Cohort Totals	Cohort Percent
All Students		
African American		
American Indian or Alaska Native		
Asian		
Filipino		
Hispanic		
Native Hawaiian or Pacific Islander		
White		
Two or More Races		
English Learners		
Socioeconomically Disadvantaged		
Students with Disabilities		
Foster Youth		
Homeless		

* This table shows students in the combined graduation rate and/or DASS graduation rate by student group who met the UC or CSU a-g criteria with a grade of C or better (or Pass) AND completed at least one CTE Pathway with a grade of C- or better (or Pass) in the capstone course.

Completed College Credit Courses – Number and Percentage of All Student Students Completing One Semester, Two Quarters, or Two Trimesters of College Credit Courses		
Student Group	Number of Students	Percent of Students
All Students		
African American		
American Indian or Alaska Native		
Asian		
Filipino		
Hispanic		
Native Hawaiian or Pacific Islander		
White		
Two or More Races		
English Learners		
Socioeconomically Disadvantaged		
Students with Disabilities		
Foster Youth		
Homeless		

* This table shows students in the combined graduation rate and/or DASS graduation rate by student group who completed Academic or CTE subject college credit courses with a grade of C- or better (or Pass).

**Completed College Credit Courses – Number and Percentage of All Student
Students Completing Two Semesters, Three Quarters, or Three Trimesters of College Credit Courses**

Student Group	Number of Students	Percent of Students
All Students		
African American		
American Indian or Alaska Native		
Asian		
Filipino		
Hispanic		
Native Hawaiian or Pacific Islander		
White		
Two or More Races		
English Learners		
Socioeconomically Disadvantaged		
Students with Disabilities		
Foster Youth		
Homeless		

* This table shows students in the combined graduation rate and/or DASS graduation rate by student group who completed Academic or CTE subject college credit courses with a grade of C- or better (or Pass).

Earned the State Seal of Biliteracy – Number and Percentage of All Students

Student Group	Cohort Totals	Cohort Percent
All Students		
African American		
American Indian or Alaska Native		
Asian		
Filipino		
Hispanic		
Native Hawaiian or Pacific Islander		
White		
Two or More Races		
English Learners		
Socioeconomically Disadvantaged		
Students with Disabilities		
Foster Youth		
Homeless		

* This table shows students in the combined graduation rate and/or DASS graduation rate by student group who earned the State Seal of Biliteracy.

Conclusions based on this data:

1. Willows Community High School provides an alternative educational setting offering students the opportunity to complete the all graduation requirements.
2. Currently, there are limited career pathway opportunities.

School and Student Performance Data

Academic Engagement Chronic Absenteeism

Although both Senate Bill 98 and Assembly Bill 130 suspended the publication of state indicators on the 2020 and 2021 California School Dashboards, these bills also required the reporting of valid and reliable data that would have been included in these Dashboards.

To meet this requirement, CDE has made available the Enrollment, Graduation Rate Additional Report and the College/Career Measures Report data available. All other reports are not available for 2020 and 2021, thus the most recent data (2019 Fall) is provided here.

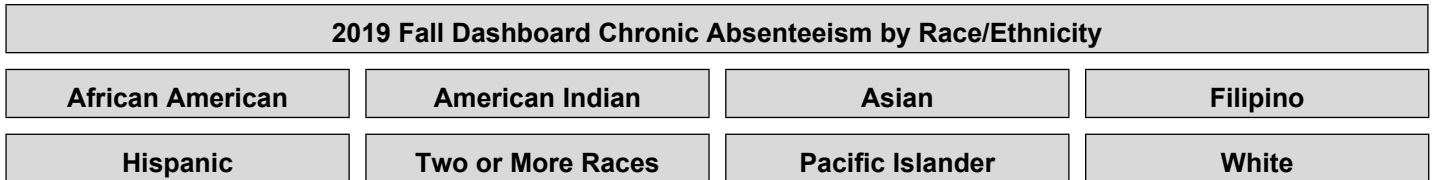
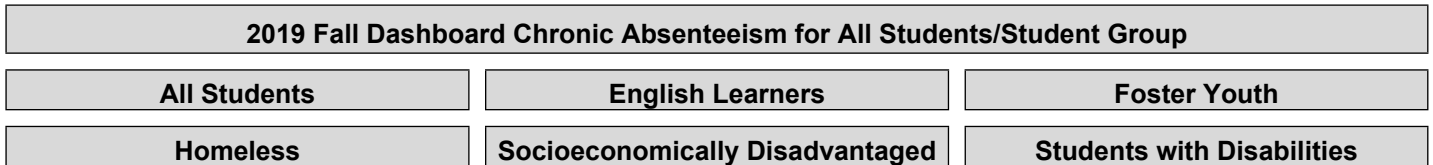
The performance levels are color-coded and range from lowest-to-highest performance in the following order:

Lowest Performance Red Orange Yellow Green Blue Highest Performance

This section provides number of student groups in each color.



This section provides information about the percentage of students in kindergarten through grade 8 who are absent 10 percent or more of the instructional days they were enrolled.



Conclusions based on this data:

1. Although there is no data available, chronic absenteeism continues to be the biggest challenge for WCHS.

School and Student Performance Data

Academic Engagement Graduation Rate Additional Report

Although both Senate Bill 98 and Assembly Bill 130 suspended the publication of state indicators on the 2020 and 2021 California School Dashboards, these bills also required the reporting of valid and reliable data that would have been included in these Dashboards.

To meet this requirement, CDE has made available the Enrollment, Graduation Rate Additional Report and the College/Career Measures Report data available. All other reports are not available for 2020 and 2021.

2021 Graduation Rate by Student Group				
Student Group	Number of Students in the Graduation Rate	Number of Graduates	Number of Fifth Year Graduates	Graduation Rate
All Students	9		0	
English Learners	2		0	
Foster Youth				
Homeless	1		0	
Socioeconomically Disadvantaged	9		0	
Students with Disabilities	2		0	
African American				
American Indian or Alaska Native				
Asian				
Filipino				
Hispanic	6		0	
Native Hawaiian or Pacific Islander				
White	2		0	
Two or More Races	1		0	

Conclusions based on this data:

1. No data available at the time of this reporting.

School and Student Performance Data

Conditions & Climate Suspension Rate

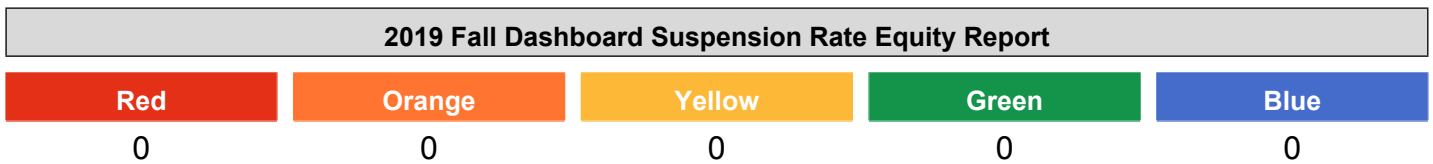
Although both Senate Bill 98 and Assembly Bill 130 suspended the publication of state indicators on the 2020 and 2021 California School Dashboards, these bills also required the reporting of valid and reliable data that would have been included in these Dashboards.

To meet this requirement, CDE has made available the Enrollment, Graduation Rate Additional Report and the College/Career Measures Report data available. All other reports are not available for 2020 and 2021, thus the most recent data (2019 Fall) is provided here.

The performance levels are color-coded and range from lowest-to-highest performance in the following order:








This section provides number of student groups in each color.



This section provides information about the percentage of students in kindergarten through grade 12 who have been suspended at least once in a given school year. Students who are suspended multiple times are only counted once.

2019 Fall Dashboard Suspension Rate for All Students/Student Group		
<p>All Students</p> <p>No Performance Color</p> <p>25.9</p> <p>Declined -1.9</p> <p>27</p>	<p>English Learners</p> <p>No Performance Color</p> <p>Less than 11 Students - Data Not</p> <p>5</p>	<p>Foster Youth</p> <p>No Performance Color</p> <p>Less than 11 Students - Data Not</p> <p>2</p>
<p>Homeless</p> <p>No Performance Color</p> <p>Less than 11 Students - Data Not</p> <p>5</p>	<p>Socioeconomically Disadvantaged</p> <p>No Performance Color</p> <p>19</p> <p>Declined -14.3</p> <p>21</p>	<p>Students with Disabilities</p> <p>No Performance Color</p> <p>Less than 11 Students - Data Not</p> <p>3</p>

2019 Fall Dashboard Suspension Rate by Race/Ethnicity

African American	American Indian	Asian	Filipino
 No Performance Color Less than 11 Students - Data 1	 No Performance Color Less than 11 Students - Data 2	 No Performance Color Less than 11 Students - Data 1	
Hispanic	Two or More Races	Pacific Islander	White
 No Performance Color 14.3 Declined -21 14			 No Performance Color Less than 11 Students - Data 9

This section provides a view of the percentage of students who were suspended.

2019 Fall Dashboard Suspension Rate by Year

2017	2018	2019
	27.8	25.9

Conclusions based on this data:

1. Suspension rate for all students declined -1.9%.
2. Suspension rate for SED students declined -14.3%.
3. Suspension rate for Hispanic students declined -21%.

Goals, Strategies, & Proposed Expenditures

Complete a copy of the following table for each of the school's goals. Duplicate the table as needed.

Goal Subject

Student Achievement

LEA/LCAP Goal

Establish a High Performing District Culture with Quality Teaching and Learning.

Goal 1

Improve student performance in the core curricular areas.

Identified Need

Students need access to rigorous and relevant curriculum.

Annual Measurable Outcomes

Metric/Indicator	Baseline/Actual Outcome	Expected Outcome
------------------	-------------------------	------------------

Complete a copy of the Strategy/Activity table for each of the school's strategies/activities. Duplicate the table, including Proposed Expenditures, as needed.

Strategy/Activity 1

Students to be Served by this Strategy/Activity

(Identify either All Students or one or more specific student groups)

All students.

Strategy/Activity

Eliminate below grade level packet work and purchase online standards based curriculum (Edgenuity).

Proposed Expenditures for this Strategy/Activity

List the amount(s) and funding source(s) for the proposed expenditures. Specify the funding source(s) using one or more of the following: LCFF, Federal (if Federal identify the Title and Part, as applicable), Other State, and/or Local.

Amount(s)

Source(s)

Strategy/Activity 2

Students to be Served by this Strategy/Activity

(Identify either All Students or one or more specific student groups)

All students.

Strategy/Activity

Provide all students with Chromebooks for anytime access to the curriculum.

Proposed Expenditures for this Strategy/Activity

List the amount(s) and funding source(s) for the proposed expenditures. Specify the funding source(s) using one or more of the following: LCFF, Federal (if Federal identify the Title and Part, as applicable), Other State, and/or Local.

Amount(s)

Source(s)

Strategy/Activity 3

Students to be Served by this Strategy/Activity

(Identify either All Students or one or more specific student groups)

All students.

Strategy/Activity

Identify students early in the school year who are at-risk and implement standards based intervention to enhance their classroom learning.

Proposed Expenditures for this Strategy/Activity

List the amount(s) and funding source(s) for the proposed expenditures. Specify the funding source(s) using one or more of the following: LCFF, Federal (if Federal identify the Title and Part, as applicable), Other State, and/or Local.

Amount(s)

Source(s)

Strategy/Activity 4

Students to be Served by this Strategy/Activity

(Identify either All Students or one or more specific student groups)

All students.

Strategy/Activity

Provide opportunities for teacher training and paraprofessional training that aligns to standards.

Proposed Expenditures for this Strategy/Activity

List the amount(s) and funding source(s) for the proposed expenditures. Specify the funding source(s) using one or more of the following: LCFF, Federal (if Federal identify the Title and Part, as applicable), Other State, and/or Local.

Amount(s)

Source(s)

Strategy/Activity 5

Students to be Served by this Strategy/Activity

(Identify either All Students or one or more specific student groups)

All students.

Strategy/Activity

Provide opportunities for schoolwide and districtwide collaboration throughout the year.

Proposed Expenditures for this Strategy/Activity

List the amount(s) and funding source(s) for the proposed expenditures. Specify the funding source(s) using one or more of the following: LCFF, Federal (if Federal identify the Title and Part, as applicable), Other State, and/or Local.

Amount(s)

Source(s)

Strategy/Activity 6

Students to be Served by this Strategy/Activity

(Identify either All Students or one or more specific student groups)

All Students.

Strategy/Activity

Provide and update Reading and Math Enhancement Programs.

Proposed Expenditures for this Strategy/Activity

List the amount(s) and funding source(s) for the proposed expenditures. Specify the funding source(s) using one or more of the following: LCFF, Federal (if Federal identify the Title and Part, as applicable), Other State, and/or Local.

Amount(s)

Source(s)

Strategy/Activity 7

Students to be Served by this Strategy/Activity

(Identify either All Students or one or more specific student groups)

All Students.

Strategy/Activity

Continue to provide learning opportunities through technology for staff and students

Proposed Expenditures for this Strategy/Activity

List the amount(s) and funding source(s) for the proposed expenditures. Specify the funding source(s) using one or more of the following: LCFF, Federal (if Federal identify the Title and Part, as applicable), Other State, and/or Local.

Amount(s)

Source(s)

Annual Review

SPSA Year Reviewed: 2021-22

Respond to the following prompts relative to this goal. If the school is in the first year of implementing the goal, an analysis is not required and this section may be deleted.

ANALYSIS

Describe the overall implementation of the strategies/activities and the overall effectiveness of the strategies/activities to achieve the articulated goal.

The implementation of the new online curriculum in 2021-22 has increased student achievement for some students as indicated by the increased number of seniors graduating in 2022.

Briefly describe any major differences between the intended implementation and/or the budgeted expenditures to implement the strategies/activities to meet the articulated goal.

Describe any changes that will be made to this goal, the annual outcomes, metrics, or strategies/activities to achieve this goal as a result of this analysis. Identify where those changes can be found in the SPSA.

Teachers will continue to develop engaging activities to supplement the online curriculum.

Goals, Strategies, & Proposed Expenditures

Complete a copy of the following table for each of the school's goals. Duplicate the table as needed.

Goal Subject

College and Career Readiness

LEA/LCAP Goal

All students have access to grade level classes and high school students are enrolled in college or academic/CTE aligned course sequences.

Goal 2

Provide greater access to college and career curriculum and activities.

Identified Need

Very few students graduate from WCHS with the academic skills, technical skills or employability skills required for high wage employment in the 21st century.

Annual Measurable Outcomes

Metric/Indicator	Baseline/Actual Outcome	Expected Outcome
------------------	-------------------------	------------------

Complete a copy of the Strategy/Activity table for each of the school's strategies/activities. Duplicate the table, including Proposed Expenditures, as needed.

Strategy/Activity 1

Students to be Served by this Strategy/Activity

(Identify either All Students or one or more specific student groups)

All students.

Strategy/Activity

Increase access to grade level and UC/CSU approved curriculum..
Purchase "a-g" and UC/CSU approved online curriculum (Edgenuity).

Proposed Expenditures for this Strategy/Activity

List the amount(s) and funding source(s) for the proposed expenditures. Specify the funding source(s) using one or more of the following: LCFF, Federal (if Federal identify the Title and Part, as applicable), Other State, and/or Local.

Amount(s)	Source(s)
-----------	-----------

Strategy/Activity 2

Students to be Served by this Strategy/Activity

(Identify either All Students or one or more specific student groups)

All students.

Strategy/Activity

Student field trip(s) to Butte Community College and Chico State University.

Proposed Expenditures for this Strategy/Activity

List the amount(s) and funding source(s) for the proposed expenditures. Specify the funding source(s) using one or more of the following: LCFF, Federal (if Federal identify the Title and Part, as applicable), Other State, and/or Local.

Amount(s)

Source(s)

Strategy/Activity 3

Students to be Served by this Strategy/Activity

(Identify either All Students or one or more specific student groups)

All students.

Strategy/Activity

All students participate in the Willows High School Career Fair and lessons provided by the district career tech.

Proposed Expenditures for this Strategy/Activity

List the amount(s) and funding source(s) for the proposed expenditures. Specify the funding source(s) using one or more of the following: LCFF, Federal (if Federal identify the Title and Part, as applicable), Other State, and/or Local.

Amount(s)

Source(s)

Strategy/Activity 4

Students to be Served by this Strategy/Activity

(Identify either All Students or one or more specific student groups)

All students.

Strategy/Activity

All students participate in the military ASVAB aptitude test for career exploration.

Proposed Expenditures for this Strategy/Activity

List the amount(s) and funding source(s) for the proposed expenditures. Specify the funding source(s) using one or more of the following: LCFF, Federal (if Federal identify the Title and Part, as applicable), Other State, and/or Local.

Amount(s)

Source(s)

Annual Review

SPSA Year Reviewed: 2021-22

Respond to the following prompts relative to this goal. If the school is in the first year of implementing the goal, an analysis is not required and this section may be deleted.

ANALYSIS

Describe the overall implementation of the strategies/activities and the overall effectiveness of the strategies/activities to achieve the articulated goal.

The implementation of the grade level online curriculum proved to be challenging for some unmotivated students. Some students were able to take advantage of access to the online curriculum at home and work at their own pace. There are limited opportunities for students to complete a career pathway and receive a certification of completion.

Briefly describe any major differences between the intended implementation and/or the budgeted expenditures to implement the strategies/activities to meet the articulated goal.

Describe any changes that will be made to this goal, the annual outcomes, metrics, or strategies/activities to achieve this goal as a result of this analysis. Identify where those changes can be found in the SPSA.

The district will continue to pursue options to increase career certification for all students.

Goals, Strategies, & Proposed Expenditures

Complete a copy of the following table for each of the school's goals. Duplicate the table as needed.

Goal Subject

Engagement

LEA/LCAP Goal

The schools and district will develop and maintain a systematic method for partnering with students, parents, county resources, and community members to increase engagement.

Goal 3

Provide opportunities for Student and Parent Involvement.

Identified Need

Chronic absenteeism continues to be an issue at Community High School.

Annual Measurable Outcomes

Metric/Indicator	Baseline/Actual Outcome	Expected Outcome
------------------	-------------------------	------------------

Complete a copy of the Strategy/Activity table for each of the school's strategies/activities. Duplicate the table, including Proposed Expenditures, as needed.

Strategy/Activity 1

Students to be Served by this Strategy/Activity

(Identify either All Students or one or more specific student groups)

All students.

Strategy/Activity

Continue to develop lessons that are engaging for students beyond the available online curriculum.

Proposed Expenditures for this Strategy/Activity

List the amount(s) and funding source(s) for the proposed expenditures. Specify the funding source(s) using one or more of the following: LCFF, Federal (if Federal identify the Title and Part, as applicable), Other State, and/or Local.

Amount(s)

Source(s)

Strategy/Activity 2

Students to be Served by this Strategy/Activity

(Identify either All Students or one or more specific student groups)

All students.

Strategy/Activity

Provide opportunities for parents to be involved in. The parent and community engagement team will continue to expand their outreach; especially in the Hispanic community.

Proposed Expenditures for this Strategy/Activity

List the amount(s) and funding source(s) for the proposed expenditures. Specify the funding source(s) using one or more of the following: LCFF, Federal (if Federal identify the Title and Part, as applicable), Other State, and/or Local.

Amount(s)

Source(s)

Strategy/Activity 3

Students to be Served by this Strategy/Activity

(Identify either All Students or one or more specific student groups)

All students.

Strategy/Activity

Continue to improve the communication between school and home. Site secretary, high school counseling staff and the engagement team will continue to improve communication efforts.

Proposed Expenditures for this Strategy/Activity

List the amount(s) and funding source(s) for the proposed expenditures. Specify the funding source(s) using one or more of the following: LCFF, Federal (if Federal identify the Title and Part, as applicable), Other State, and/or Local.

Amount(s)

Source(s)

Strategy/Activity 4

Students to be Served by this Strategy/Activity

(Identify either All Students or one or more specific student groups)

All students.

Strategy/Activity

Support and encourage parent participation through afterschool parent education courses offered by the district.

Proposed Expenditures for this Strategy/Activity

List the amount(s) and funding source(s) for the proposed expenditures. Specify the funding source(s) using one or more of the following: LCFF, Federal (if Federal identify the Title and Part, as applicable), Other State, and/or Local.

Amount(s)

Source(s)

Annual Review

SPSA Year Reviewed: 2021-22

Respond to the following prompts relative to this goal. If the school is in the first year of implementing the goal, an analysis is not required and this section may be deleted.

ANALYSIS

Describe the overall implementation of the strategies/activities and the overall effectiveness of the strategies/activities to achieve the articulated goal.

There were several strategies implemented in 2021-22 to meet this goal.

Briefly describe any major differences between the intended implementation and/or the budgeted expenditures to implement the strategies/activities to meet the articulated goal.

Describe any changes that will be made to this goal, the annual outcomes, metrics, or strategies/activities to achieve this goal as a result of this analysis. Identify where those changes can be found in the SPSA.

We will continue to make improvements with the addition of new staff members in 2022-23.

Goals, Strategies, & Proposed Expenditures

Complete a copy of the following table for each of the school's goals. Duplicate the table as needed.

Goal Subject

LEA/LCAP Goal

Goal 4

Identified Need

Annual Measurable Outcomes

Metric/Indicator	Baseline/Actual Outcome	Expected Outcome
------------------	-------------------------	------------------

Complete a copy of the Strategy/Activity table for each of the school's strategies/activities. Duplicate the table, including Proposed Expenditures, as needed.

Strategy/Activity 1

Students to be Served by this Strategy/Activity

(Identify either All Students or one or more specific student groups)

Strategy/Activity

Proposed Expenditures for this Strategy/Activity

List the amount(s) and funding source(s) for the proposed expenditures. Specify the funding source(s) using one or more of the following: LCFF, Federal (if Federal identify the Title and Part, as applicable), Other State, and/or Local.

Goals, Strategies, & Proposed Expenditures

Complete a copy of the following table for each of the school's goals. Duplicate the table as needed.

Goal Subject

LEA/LCAP Goal

Goal 5

Identified Need

Annual Measurable Outcomes

Metric/Indicator	Baseline/Actual Outcome	Expected Outcome
------------------	-------------------------	------------------

Complete a copy of the Strategy/Activity table for each of the school's strategies/activities. Duplicate the table, including Proposed Expenditures, as needed.

Strategy/Activity 1

Students to be Served by this Strategy/Activity

(Identify either All Students or one or more specific student groups)

Strategy/Activity

Proposed Expenditures for this Strategy/Activity

List the amount(s) and funding source(s) for the proposed expenditures. Specify the funding source(s) using one or more of the following: LCFF, Federal (if Federal identify the Title and Part, as applicable), Other State, and/or Local.

Budget Summary

Complete the table below. Schools may include additional information. Adjust the table as needed. The Budget Summary is required for schools funded through the ConApp, and/or that receive funds from the LEA for Comprehensive Support and Improvement (CSI).

Budget Summary

Description	Amount
Total Funds Provided to the School Through the Consolidated Application	\$ <input type="text"/>
Total Federal Funds Provided to the School from the LEA for CSI	\$ <input type="text"/>
Total Funds Budgeted for Strategies to Meet the Goals in the SPSA	\$ <input type="text"/>

Other Federal, State, and Local Funds

List the additional Federal programs that the school is including in the schoolwide program. Adjust the table as needed. If the school is not operating a Title I schoolwide program this section is not applicable and may be deleted.

Federal Programs	Allocation (\$)
------------------	-----------------

Subtotal of additional federal funds included for this school: \$

List the State and local programs that the school is including in the schoolwide program. Duplicate the table as needed.

State or Local Programs	Allocation (\$)
-------------------------	-----------------

Subtotal of state or local funds included for this school: \$

Total of federal, state, and/or local funds for this school: \$

Budgeted Funds and Expenditures in this Plan

The tables below are provided to help the school track expenditures as they relate to funds budgeted to the school.

Funds Budgeted to the School by Funding Source

Funding Source	Amount	Balance
----------------	--------	---------

Expenditures by Funding Source

Funding Source	Amount
----------------	--------

Expenditures by Budget Reference

Budget Reference	Amount
------------------	--------

Expenditures by Budget Reference and Funding Source

Budget Reference	Funding Source	Amount
------------------	----------------	--------

Expenditures by Goal

Goal Number	Total Expenditures
-------------	--------------------

School Site Council Membership

California Education Code describes the required composition of the School Site Council (SSC). The SSC shall be composed of the principal and representatives of: teachers selected by teachers at the school; other school personnel selected by other school personnel at the school; parents of pupils attending the school selected by such parents; and, in secondary schools, pupils selected by pupils attending the school. The current make-up of the SSC is as follows:

- 1 School Principal
- 1 Classroom Teachers
- 2 Other School Staff
- 1 Parent or Community Members
- 2 Secondary Students

Name of Members	Role
Emmett Koerperich	Principal
Elizabeth Beck	Other School Staff
Randy Prinz	Classroom Teacher
Sandra Parada	Parent or Community Member
Bibi McNeil	Other School Staff
Angel Ambriz	Secondary Student
Misty Ayala	Secondary Student
Ron Bazn	Parent or Community Member

At elementary schools, the school site council must be constituted to ensure parity between (a) the principal, classroom teachers, and other school personnel, and (b) parents of students attending the school or other community members. Classroom teachers must comprise a majority of persons represented under section (a). At secondary schools there must be, in addition, equal numbers of parents or other community members selected by parents, and students. Members must be selected by their peer group.

Recommendations and Assurances

The School Site Council (SSC) recommends this school plan and proposed expenditures to the district governing board for approval and assures the board of the following:

The SSC is correctly constituted and was formed in accordance with district governing board policy and state law.

The SSC reviewed its responsibilities under state law and district governing board policies, including those board policies relating to material changes in the School Plan for Student Achievement (SPSA) requiring board approval.

The SSC sought and considered all recommendations from the following groups or committees before adopting this plan:

Signature

Committee or Advisory Group Name

The SSC reviewed the content requirements for school plans of programs included in this SPSA and believes all such content requirements have been met, including those found in district governing board policies and in the local educational agency plan.

This SPSA is based on a thorough analysis of student academic performance. The actions proposed herein form a sound, comprehensive, coordinated plan to reach stated school goals to improve student academic performance.

This SPSA was adopted by the SSC at a public meeting on .

Attested:

Principal, Emmett Koerperich on

SSC Chairperson, Ron Bazn on

Instructions

The School Plan for Student Achievement (SPSA) is a strategic plan that maximizes the resources available to the school while minimizing duplication of effort with the ultimate goal of increasing student achievement. SPSA development should be aligned with and inform the Local Control and Accountability Plan process.

The SPSA consolidates all school-level planning efforts into one plan for programs funded through the consolidated application (ConApp), and for federal school improvement programs, including schoolwide programs, Comprehensive Support and Improvement (CSI), Targeted Support and Improvement (TSI), and Additional Targeted Support and Improvement (ATSI), pursuant to California Education Code (EC) Section 64001 and the Elementary and Secondary Education Act as amended by the Every Student Succeeds Act (ESSA). This template is designed to meet schoolwide program planning requirements. It also notes how to meet CSI, TSI, or ATSI requirements, as applicable.

California's ESSA State Plan supports the state's approach to improving student group performance through the utilization of federal resources. Schools use the SPSA to document their approach to maximizing the impact of federal investments in support of underserved students. The implementation of ESSA in California presents an opportunity for schools to innovate with their federally-funded programs and align them with the priority goals of the school and the LEA that are being realized under the state's Local Control Funding Formula (LCFF).

The LCFF provides schools and LEAs flexibility to design programs and provide services that meet the needs of students in order to achieve readiness for college, career, and lifelong learning. The SPSA planning process supports continuous cycles of action, reflection, and improvement. Consistent with EC 65001, the Schoolsite Council (SSC) is required to develop and annually review the SPSA, establish an annual budget, and make modifications to the plan that reflect changing needs and priorities, as applicable.

For questions related to specific sections of the template, please see instructions below:

Instructions: Linked Table of Contents

The SPSA template meets the requirements of schoolwide planning (SWP). Each section also contains a notation of how to meet CSI, TSI, or ATSI requirements.

[Stakeholder Involvement](#)

[Goals, Strategies, & Proposed Expenditures](#)

[Planned Strategies/Activities](#)

[Annual Review and Update](#)

[Budget Summary](#)

[Appendix A: Plan Requirements for Title I Schoolwide Programs](#)

[Appendix B: Plan Requirements for Schools to Meet Federal School Improvement Planning Requirements](#)

[Appendix C: Select State and Federal Programs](#)

For additional questions or technical assistance related to LEA and school planning, please contact the Local Agency Systems Support Office, at LCFF@cde.ca.gov.

For programmatic or policy questions regarding Title I schoolwide planning, please contact the local educational agency, or the CDE's Title I Policy and Program Guidance Office at TITLEI@cde.ca.gov.

For questions or technical assistance related to meeting federal school improvement planning requirements (for CSI, TSI, and ATSI), please contact the CDE's School Improvement and Support Office at SISO@cde.ca.gov.

Purpose and Description

Schools identified for Comprehensive Support and Improvement (CSI), Targeted Support and Improvement (TSI), or Additional Targeted Support and Improvement (ATSI) must respond to the following prompts. A school that has not been identified for CSI, TSI, or ATSI may delete the Purpose and Description prompts.

Purpose

Briefly describe the purpose of this plan by selecting from Schoolwide Program, Comprehensive Support and Improvement, Targeted Support and Improvement, or Additional Targeted Support and Improvement)

Description

Briefly describe the school's plan for effectively meeting ESSA requirements in alignment with the Local Control and Accountability Plan and other federal, state, and local programs.

Stakeholder Involvement

Meaningful involvement of parents, students, and other stakeholders is critical to the development of the SPSA and the budget process. Schools must share the SPSA with school site-level advisory groups, as applicable (e.g., English Learner Advisory committee, student advisory groups, tribes and tribal organizations present in the community, as appropriate, etc.) and seek input from these advisory groups in the development of the SPSA.

The Stakeholder Engagement process is an ongoing, annual process. Describe the process used to involve advisory committees, parents, students, school faculty and staff, and the community in the development of the SPSA and the annual review and update.

[This section meets the requirements for TSI and ATSI.]

[When completing this section for CSI, the LEA shall partner with the school in the development and implementation of this plan.]

Resource Inequities

Schools eligible for CSI or ATSI must identify resource inequities, which may include a review of LEA- and school-level budgeting as a part of the required needs assessment. Identified resource inequities must be addressed through implementation of the CSI or ATSI plan. Briefly identify and describe any resource inequities identified as a result of the required needs assessment and summarize how the identified resource inequities are addressed in the SPSA.

[This section meets the requirements for CSI and ATSI. If the school is not identified for CSI or ATSI this section is not applicable and may be deleted.]

Goals, Strategies, Expenditures, & Annual Review

In this section a school provides a description of the annual goals to be achieved by the school. This section also includes descriptions of the specific planned strategies/activities a school will take to meet the identified goals, and a description of the expenditures required to implement the specific strategies and activities.

Goal

State the goal. A goal is a broad statement that describes the desired result to which all strategies/activities are directed. A goal answers the question: What is the school seeking to achieve?

It can be helpful to use a framework for writing goals such as the S.M.A.R.T. approach. A S.M.A.R.T. goal is one that is **S**pecific, **M**easurable, **A**chievable, **R**ealistic, and **T**ime-bound. A level of specificity is needed in order to measure performance relative to the goal as well as to assess whether it is reasonably achievable. Including time constraints, such as milestone dates, ensures a realistic approach that supports student success.

A school may number the goals using the “Goal #” for ease of reference.

[When completing this section for CSI, TSI, and ATSI, improvement goals shall align to the goals, actions, and services in the LEA LCAP.]

Identified Need

Describe the basis for establishing the goal. The goal should be based upon an analysis of verifiable state data, including local and state indicator data from the California School Dashboard (Dashboard) and data from the School Accountability Report Card, including local data voluntarily collected by districts to measure pupil achievement.

[Completing this section fully addresses all relevant federal planning requirements]

Annual Measurable Outcomes

Identify the metric(s) and/or state indicator(s) that the school will use as a means of evaluating progress toward accomplishing the goal. A school may identify metrics for specific student groups. Include in the baseline column the most recent data associated with the metric or indicator available at the time of adoption of the SPSA. The most recent data associated with a metric or indicator includes data reported in the annual update of the SPSA. In the subsequent Expected Outcome column, identify the progress the school intends to make in the coming year.

[When completing this section for CSI the school must include school-level metrics related to the metrics that led to the school’s identification.]

[When completing this section for TSI/ATSI the school must include metrics related to the specific student group(s) that led to the school’s identification.]

Strategies/Activities

Describe the strategies and activities being provided to meet the described goal. A school may number the strategy/activity using the “Strategy/Activity #” for ease of reference.

Planned strategies/activities address the findings of the needs assessment consistent with state priorities and resource inequities, which may have been identified through a review of the local educational agency’s budgeting, its local control and accountability plan, and school-level budgeting, if applicable.

[When completing this section for CSI, TSI, and ATSI, this plan shall include evidence-based interventions and align to the goals, actions, and services in the LEA LCAP.]

[When completing this section for CSI and ATSI, this plan shall address through implementation, identified resource inequities, which may have been identified through a review of LEA- and school-level budgeting.]

Students to be Served by this Strategy/Activity

Indicate in this box which students will benefit from the strategies/activities by indicating “All Students” or listing one or more specific student group(s) to be served.

[This section meets the requirements for CSI.]

[When completing this section for TSI and ATSI, at a minimum, the student groups to be served shall include the student groups that are consistently underperforming, for which the school received the TSI or ATSI designation. For TSI, a school may focus on all students or the student group(s) that led to identification based on the evidence-based interventions selected.]

Proposed Expenditures for this Strategy/Activity

For each strategy/activity, list the amount(s) and funding source(s) for the proposed expenditures for the school year to implement these strategies/activities. Specify the funding source(s) using one or more of the following: LCFF, Federal (if Federal, identify the Title and Part, as applicable), Other State, and/or Local.

Proposed expenditures that are included more than once in a SPSA should be indicated as a duplicated expenditure and include a reference to the goal and strategy/activity where the expenditure first appears in the SPSA. Pursuant to Education Code, Section 64001(g)(3)(C), proposed expenditures, based on the projected resource allocation from the governing board or governing body of the LEA, to address the findings of the needs assessment consistent with the state priorities including identifying resource inequities which may include a review of the LEA’s budgeting, its LCAP, and school-level budgeting, if applicable.

[This section meets the requirements for CSI, TSI, and ATSI.]

[NOTE: Federal funds for CSI shall not be used in schools identified for TSI or ATSI. In addition, funds for CSI shall not be used to hire additional permanent staff.]

Annual Review

In the following Analysis prompts, identify any material differences between what was planned and what actually occurred as well as significant changes in strategies/activities and/ or expenditures from the prior year. This annual review and analysis should be the basis for decision-making and updates to the plan.

Analysis

Using actual outcome data, including state indicator data from the Dashboard, analyze whether the planned strategies/activities were effective in achieving the goal. Respond to the prompts as instructed. Respond to the following prompts relative to this goal. If the school is in the first year of implementing the goal the Annual Review section is not required and this section may be deleted.

- Describe the overall implementation of the strategies/activities and the overall effectiveness of the strategies/activities to achieve the articulated goal.
- Briefly describe any major differences between either/or the intended implementation or the budgeted expenditures to implement the strategies/activities to meet the articulated goal.
- Describe any changes that will be made to the goal, expected annual measurable outcomes, metrics/indicators, or strategies/activities to achieve this goal as a result of this analysis and analysis of the data provided in the Dashboard, as applicable. Identify where those changes can be found in the SPSA.

[When completing this section for CSI, TSI, or ATSI, any changes made to the goals, annual measurable outcomes, metrics/indicators, or strategies/activities, shall meet the CSI, TSI, or ATSI planning requirements. CSI, TSI, and ATSI planning requirements are listed under each section of the Instructions. For example, as a result of the Annual Review and Update, if changes are made to a goal(s), see the Goal section for CSI, TSI, and ATSI planning requirements.]

Budget Summary

In this section a school provides a brief summary of the funding allocated to the school through the ConApp and/or other funding sources as well as the total amount of funds for proposed expenditures described in the SPSA. The Budget Summary is required for schools funded through the ConApp and that receive federal funds for CSI. If the school is not operating a Title I schoolwide program this section is not applicable and may be deleted.

From its total allocation for CSI, the LEA may distribute funds across its schools that meet the criteria for CSI to support implementation of this plan. In addition, the LEA may retain a portion of its total allocation to support LEA-level expenditures that are directly related to serving schools eligible for CSI.

Budget Summary

A school receiving funds allocated through the ConApp should complete the Budget Summary as follows:

- Total Funds Provided to the School Through the Consolidated Application: This amount is the total amount of funding provided to the school through the ConApp for the school year. The school year means the fiscal year for which a SPSA is adopted or updated.
- Total Funds Budgeted for Strategies to Meet the Goals in the SPSA: This amount is the total of the proposed expenditures from all sources of funds associated with the strategies/activities reflected in the SPSA. To the extent strategies/activities and/or proposed expenditures are listed in the SPSA under more than one goal, the expenditures should be counted only once.

A school receiving federal funds for CSI should complete the Budget Summary as follows:

- Total Federal Funds Provided to the School from the LEA for CSI: This amount is the total amount of funding provided to the school from the LEA.

[NOTE: Federal funds for CSI shall not be used in schools eligible for TSI or ATSI. In addition, funds for CSI shall not be used to hire additional permanent staff.]

Appendix A: Plan Requirements

Schoolwide Program Requirements

This School Plan for Student Achievement (SPSA) template meets the requirements of a schoolwide program plan. The requirements below are for planning reference.

A school that operates a schoolwide program and receives funds allocated through the ConApp is required to develop a SPSA. The SPSA, including proposed expenditures of funds allocated to the school through the ConApp, must be reviewed annually and updated by the SSC. The content of a SPSA must be aligned with school goals for improving student achievement.

Requirements for Development of the Plan

- I. The development of the SPSA shall include both of the following actions:
 - A. Administration of a comprehensive needs assessment that forms the basis of the school's goals contained in the SPSA.
 1. The comprehensive needs assessment of the entire school shall:
 - a. Include an analysis of verifiable state data, consistent with all state priorities as noted in Sections 52060 and 52066, and informed by all indicators described in Section 1111(c)(4)(B) of the federal Every Student Succeeds Act, including pupil performance against state-determined long-term goals. The school may include data voluntarily developed by districts to measure pupil outcomes (described in the Identified Need); and
 - b. Be based on academic achievement information about all students in the school, including all groups under §200.13(b)(7) and migratory children as defined in section 1309(2) of the ESEA, relative to the State's academic standards under §200.1 to—
 - i. Help the school understand the subjects and skills for which teaching and learning need to be improved; and
 - ii. Identify the specific academic needs of students and groups of students who are not yet achieving the State's academic standards; and
 - iii. Assess the needs of the school relative to each of the components of the schoolwide program under §200.28.
 - iv. Develop the comprehensive needs assessment with the participation of individuals who will carry out the schoolwide program plan.
 - v. Document how it conducted the needs assessment, the results it obtained, and the conclusions it drew from those results.
 - B. Identification of the process for evaluating and monitoring the implementation of the SPSA and progress towards accomplishing the goals set forth in the SPSA (described in the Expected Annual Measurable Outcomes and Annual Review and Update).

Requirements for the Plan

- II. The SPSA shall include the following:
 - A. Goals set to improve pupil outcomes, including addressing the needs of student groups as identified through the needs assessment.

- B. Evidence-based strategies, actions, or services (described in Strategies and Activities)
1. A description of the strategies that the school will be implementing to address school needs, including a description of how such strategies will--
 - a. provide opportunities for all children including each of the subgroups of students to meet the challenging state academic standards
 - b. use methods and instructional strategies that:
 - i. strengthen the academic program in the school,
 - ii. increase the amount and quality of learning time, and
 - iii. provide an enriched and accelerated curriculum, which may include programs, activities, and courses necessary to provide a well-rounded education.
 - c. Address the needs of all children in the school, but particularly the needs of those at risk of not meeting the challenging State academic standards, so that all students demonstrate at least proficiency on the State's academic standards through activities which may include:
 - i. strategies to improve students' skills outside the academic subject areas;
 - ii. preparation for and awareness of opportunities for postsecondary education and the workforce;
 - iii. implementation of a schoolwide tiered model to prevent and address problem behavior;
 - iv. professional development and other activities for teachers, paraprofessionals, and other school personnel to improve instruction and use of data; and
 - v. strategies for assisting preschool children in the transition from early childhood education programs to local elementary school programs.
- C. Proposed expenditures, based on the projected resource allocation from the governing board or body of the local educational agency (may include funds allocated via the ConApp, federal funds for CSI, any other state or local funds allocated to the school), to address the findings of the needs assessment consistent with the state priorities, including identifying resource inequities, which may include a review of the LEAs budgeting, it's LCAP, and school-level budgeting, if applicable (described in Proposed Expenditures and Budget Summary). Employees of the schoolwide program may be deemed funded by a single cost objective.
- D. A description of how the school will determine if school needs have been met (described in the Expected Annual Measurable Outcomes and the Annual Review and Update).
1. Annually evaluate the implementation of, and results achieved by, the schoolwide program, using data from the State's annual assessments and other indicators of academic achievement;
 2. Determine whether the schoolwide program has been effective in increasing the achievement of students in meeting the State's academic standards, particularly for those students who had been furthest from achieving the standards; and
 3. Revise the plan, as necessary, based on the results of the evaluation, to ensure continuous improvement of students in the schoolwide program.

- E. A description of how the school will ensure parental involvement in the planning, review, and improvement of the schoolwide program plan (described in Stakeholder Involvement and/or Strategies/Activities).
- F. A description of the activities the school will include to ensure that students who experience difficulty attaining proficient or advanced levels of academic achievement standards will be provided with effective, timely additional support, including measures to
 - 1. Ensure that those students' difficulties are identified on a timely basis; and
 - 2. Provide sufficient information on which to base effective assistance to those students.
- G. For an elementary school, a description of how the school will assist preschool students in the successful transition from early childhood programs to the school.
- H. A description of how the school will use resources to carry out these components (described in the Proposed Expenditures for Strategies/Activities).
- I. A description of any other activities and objectives as established by the SSC (described in the Strategies/Activities).

Authority Cited: S Title 34 of the Code of Federal Regulations (34 CFR), sections 200.25-26, and 200.29, and sections-1114(b)(7)(A)(i)-(iii) and 1118(b) of the ESEA. EC sections 6400 et. seq.

Appendix B:

Plan Requirements for School to Meet Federal School Improvement Planning Requirements

For questions or technical assistance related to meeting Federal School Improvement Planning Requirements, please contact the CDE's School Improvement and Support Office at SISO@cde.ca.gov.

Comprehensive Support and Improvement

The LEA shall partner with stakeholders (including principals and other school leaders, teachers, and parents) to locally develop and implement the CSI plan for the school to improve student outcomes, and specifically address the metrics that led to eligibility for CSI (Stakeholder Involvement).

The CSI plan shall:

1. Be informed by all state indicators, including student performance against state-determined long-term goals (Goal, Identified Need, Expected Annual Measurable Outcomes, Annual Review and Update, as applicable);
2. Include evidence-based interventions (Strategies/Activities, Annual Review and Update, as applicable) (For resources related to evidence-based interventions, see the U.S. Department of Education's "Using Evidence to Strengthen Education Investments" at <https://www2.ed.gov/policy/elsec/leg/essa/guidanceuseseseinvestment.pdf>);
3. Be based on a school-level needs assessment (Goal, Identified Need, Expected Annual Measurable Outcomes, Annual Review and Update, as applicable); and
4. Identify resource inequities, which may include a review of LEA- and school-level budgeting, to be addressed through implementation of the CSI plan (Goal, Identified Need, Expected Annual Measurable Outcomes, Planned Strategies/Activities; and Annual Review and Update, as applicable).

Authority Cited: Sections 1003(e)(1)(A), 1003(i), 1111(c)(4)(B), and 1111(d)(1) of the ESSA.

Targeted Support and Improvement

In partnership with stakeholders (including principals and other school leaders, teachers, and parents) the school shall develop and implement a school-level TSI plan to improve student outcomes for each subgroup of students that was the subject of identification (Stakeholder Involvement).

The TSI plan shall:

1. Be informed by all state indicators, including student performance against state-determined long-term goals (Goal, Identified Need, Expected Annual Measurable Outcomes, Annual Review and Update, as applicable); and
2. Include evidence-based interventions (Planned Strategies/Activities, Annual Review and Update, as applicable). (For resources related to evidence-based interventions, see the U.S. Department of Education's "Using Evidence to Strengthen Education Investments" <https://www2.ed.gov/policy/elsec/leg/essa/guidanceuseseseinvestment.pdf>.)

Authority Cited: Sections 1003(e)(1)(B), 1003(i), 1111(c)(4)(B) and 1111(d)(2) of the ESSA.

Additional Targeted Support and Improvement

A school identified for ATSI shall:

1. Identify resource inequities, which may include a review of LEA- and school-level budgeting, which will be addressed through implementation of its TSI plan (Goal, Identified Need, Expected Annual Measurable Outcomes, Planned Strategies/Activities, and Annual Review and Update, as applicable).

Authority Cited: Sections 1003(e)(1)(B), 1003(i), 1111(c)(4)(B), and 1111(d)(2)(c) of the ESSA.

Single School Districts and Charter Schools Identified for School Improvement

Single school districts (SSDs) or charter schools that are identified for CSI, TSI, or ATSI, shall develop a SPSA that addresses the applicable requirements above as a condition of receiving funds (EC Section 64001[a] as amended by Assembly Bill [AB] 716, effective January 1, 2019).

However, a SSD or a charter school may streamline the process by combining state and federal requirements into one document which may include the local control and accountability plan (LCAP) and all federal planning requirements, provided that the combined plan is able to demonstrate that the legal requirements for each of the plans is met (EC Section 52062[a] as amended by AB 716, effective January 1, 2019).

Planning requirements for single school districts and charter schools choosing to exercise this option are available in the LCAP Instructions.

Authority Cited: EC sections 52062(a) and 64001(a), both as amended by AB 716, effective January 1, 2019.

Appendix C: Select State and Federal Programs

For a list of active programs, please see the following links:

Programs included on the Consolidated Application: <https://www.cde.ca.gov/fg/aa/co/>

ESSA Title I, Part A: School Improvement: <https://www.cde.ca.gov/sp/sw/t1/schoolsupport.asp>

Available Funding: <https://www.cde.ca.gov/fg/fo/af/>

Developed by the California Department of Education, January 2019